



Virginia Herpetological Society

Vol. 27 No. 1 September 2017

Inside This Issue:

2017 Fall Meeting Announcement	2
2016 Fall Meeting Summary	3
Herp Trivia	5
News	6
2016-2017 Survey Summaries	9
Save Our Scales!	20
Upcoming Expos	21
Reminders	21
Zoo Updates	22
Virginia Native	24
Virginia Literature	27





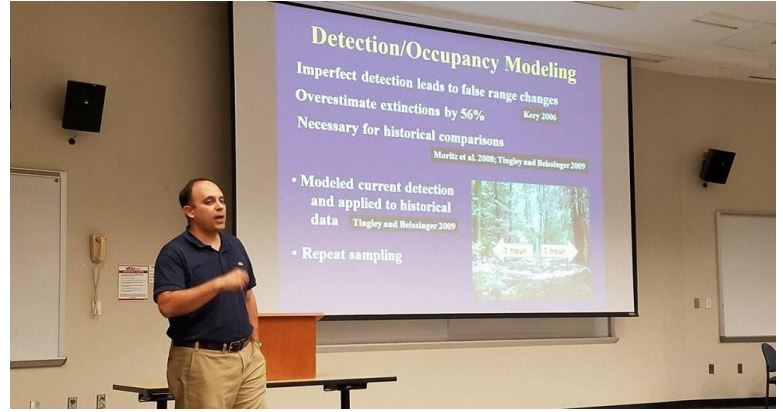
2017 Fall Meeting Announcement

2017 Fall Meeting of the Virginia Herpetological Society
November 4, 2017 at the VDGIF Headquarters Boardroom

The 2017 VHS Annual Fall Meeting will be held at the [Virginia Department of Game & Inland Fisheries Headquarter's Boardroom](#), on Saturday, November 4th. This event will provide presentations on a wide range of Virginia herp-related topics, a photo contest, silent and live auctions, and more. Please keep checking the [VHS website](#) and/or [Facebook page](#) for further details as we get closer to the date!



VDGIF HQ, 7870 Villa Park Drive, Suite 400, Henrico, VA 23228



Dr. Kevin Hamed presenting on spatial distributions of Plethodontids on Mount Rogers.

2016 Fall Meeting Summary

2016 Fall Meeting of the Virginia Herpetological Society
October 22, 2016 at the VCU Life Sciences Building

Have you seen a Green Salamander?

Why are we interested in Green Salamanders?
Our research indicates that green salamanders may be more plentiful in our region than we once believed. That's why we're asking the public to help us develop a better understanding of these colorful creatures.

Identifying characteristics include:

- A black back with yellowish-green patches
- A pale yellowish-white belly
- A flattened body and tail
- Square toes
- A total length of 3 to 6 inches long, including the tail

Suggested places to look include:

- Tree trunks and downed logs
- Rock outcrops
- **Not** typically in or around streams

You can assist our scientific research by sharing information.

If you see a green salamander, please do not handle it or remove it from its habitat. We ask only that you take a photo with a camera or cell phone and contact:

Wally Smith
The University of Virginia's College at Wise
(276) 376-4642
wsh2q@uvawise.edu

Kevin Hamed
Virginia Highlands Community College
(276) 739-2431
khamed@vhcc.edu

The 2016 VHS Annual Fall Meeting was held at Virginia Commonwealth University (VCU), Trani Life Science Building, in Richmond, VA. It was a big success with many great presentations. This year, there were 40+ attendees and a dozen presentations. The meeting also included research posters, photo contest submissions, live herpetofauna to view, items up for bid in both live and silent auctions, officers on hand to help with purchases/memberships/donations, and of course, the VHS business meeting. A big thank you goes to Larry Mendoza for bringing much of his live herp collection to view, including many exotic venomous snakes, as well as a northern copperhead and eastern ratsnakes. Thank you also goes to Jared Watts for bringing in a large, beautiful Mexican beaded lizard. Many participants found time to network and socialize during the breaks, lunch, and after the meeting at Mojo's Philadel, instead of 821 Cafe, due to a need for more seating.




Green salamander research is a collaborative project of The University of Virginia's College at Wise, Virginia Highlands Community College and the Virginia Department of Game and Inland Fisheries. Each is an EEO/AA organization.

Congratulations to Logan McDonald as the first place winner of the photo contest, and to Mike Bishop as the photo contest's second place winner! Finally, a big congratulations to longtime VHS member, Craig Abbott, as he was selected as the VHS Member of the Year for 2016! Craig has been a very active member, attending most of the survey events over the past several years, as well as answering many species identification requests. Craig is also diligent and generous, creating his own snake hooks and loaning them out during survey events.

During the VHS Business Meeting, survey events for 2017 were discussed. For the 2017 VHS Annual Spring Survey & Meeting, we will join with the Peninsula Chapter of the Virginia Master Naturalists for a BioBlitz event

they are planning, on the weekend of May 19-21, 2017, at Newport News Park. Be on the lookout for more details about this event! Hope to see you all there! Meanwhile, here is a link to some information about the BioBlitz, as it has been posted by the Peninsula Chapter of Virginia Master Naturalists:




Craig Abbott with his well-deserved award!

<https://sites.google.com/a/vaherpsociety.com/nnp-bioblitz-2017/>

Photos included from the Facebook page:

Live herpetofauna that were on exhibit, including many exotic species, such as the Mexican beaded lizard and the monocled cobra. A northern copperhead and eastern ratsnakes were on exhibit, as well.



Herp Trivia

1. How many venomous snake species are found in the United States?
 - a. 10
 - b. 25
 - c. 35
2. How many non-venomous species are found in the United States?
 - a. Between 30 and 60
 - b. Between 75 and 100
 - c. Over 100
3. How many native snakes are known in Alaska and Hawaii combined?
 - a. None
 - b. Two
 - c. Seven
4. Of the approximately 8,000 envenomation bites reported per year in the United States, how many on average are fatal?
 - a. 5
 - b. 50
 - c. 100
 - d. 500
 - e. 1500
5. What species of snake causes the majority of the fatal venomous snake bites?
 - a. Southern Copperheads
 - b. Eastern/Western Diamondback
 - c. Coral Snakes
6. When bitten by a venomous snake, which of the following SHOULD you do? There may be more than one answer for this one:
 - a. Apply a tourniquet
 - b. Cut the bite into the shape of an X
 - c. Take the victim to the hospital immediately
7. Which animals are the deadliest to humans in the United States?
 - a. Sharks
 - b. Snakes
 - c. Cows
 - d. Bees, wasps, hornets
8. What species has been declared Virginia's official State

- snake, as of July 1, 2016?
- a. Northern Copperhead
 - b. Northern Brownsnake
 - c. Eastern Gartersnake

9. Identify these two turtles:



10. New research shows that timber rattlesnakes indirectly benefit humans by keeping Lyme disease in check, through their consumption of small mammals that carry ticks that transmit Lyme disease. The results of the research showed that each timber rattlesnake, at four different Eastern forest sites, removed _____ ticks annually.
- a. 25-45
 - b. 250-450
 - c. 2,500-4,500



11. Identify this snake found in Highland County, Virginia:

12. In Virginia, two species of salamanders that are very similar in appearance are the Northern Red Salamander (*Pseudotriton ruber ruber*) and Eastern Mud Salamander (*Pseudotriton montanus montanus*). Name at least one of three physically noticeable characteristics that are used to tell these two species apart from one another when looking at them in the field.

Solutions on page 26

News

Kory Steele coordinated VHS' participation in a terrapin field survey a few years ago with a VIMS grad student. That survey was mentioned in the following report:

<https://marinedebris.noaa.gov/reports/effects-derelict-fishing-gear-chesapeake-bay-assessment-report>



Here are excerpts from the report:

A species known to be at high risk to mortality from active and lost crab pots is diamondback terrapin *Malaclemys terrapin*, the only entirely estuarine turtle species in Chesapeake Bay. Recent studies have attributed terrapin population declines and changes in sex ratios directly to bycatch mortality in commercial crab pots (Roosenburg et al. 1997; Dorcas et al. 2007; Grosse et al. 2009). Lost crab pots represent an unknown source of mortality for terrapins- even though high numbers of terrapins, some in various stages of decay, have been reported in derelict pots suggesting that lost pots continue to capture and kill terrapin (Bishop, 1983; Roosenburg, 1991).

Pots with biodegradable escape panels had no captures of terrapins as compared to standard pots that captured an average of 0.18 terrapins per pot per day (Chambers et al. unpublished

data).

The use of bycatch reduction devices on those crab pots fished in terrapin habitat (e.g., tidal creeks, shallows near marshes or nesting beach habitat) should also minimize terrapin mortality if those pots become derelict (Upperman et al. 2014) .

However, in some cases recreational pots tied to piers are left unchecked in the water for extended periods acting as a de facto derelict pot; and because most recreational potting activity takes place near terrapin habitat, they can disproportionately impact terrapins.

Diamondback terrapin: Unfortunately, baywide delineations of diamondback terrapin distributions or suitable habitat do not exist which precluded the quantification of overlap between terrapin habitat and derelict pots. While state-specific data do exist, the differences in data collection and output do not make these readily comparable. In Virginia, observations of terrapin at representative sites were used to create a map of suitable terrapin habitat (Isdell et al. 2015). In Maryland, a beach survey during the summer 2002 nesting season covered a wide-geographic range of beaches to map terrapin

observations (USGS Patuxent Wildlife Research Center 2002; <http://www.pwrc.usgs.gov/terrapiin/>). More complete delineation of potential and/or realized terrapin habitat (including feeding and nesting habitats - marshes, beaches, shallows) are needed to fully assess potential terrapin mortality risk from derelict pots in Chesapeake Bay.

Distribution and Abundance of Terrapin Turtles in Virginia-

Terrapin distribution in Virginia was determined using field surveys and occupancy modeling approach. Repeat surveys were conducted at 165 sites 3 times over the course of the summers of 2012 and 2013. Key terrestrial and aquatic variables identified that explaining heterogeneity in terrapin occupancy were agriculture, low-urban development, shoreline armoring, derelict crab pot density, active crabbing pressure, and marsh area. These variables were used in a spatially applied model that predicted terrapin distribution throughout Virginia. Data outputs include the terrapin presence locations, and maps of the probability of occupancy throughout Virginia.

Official Ssssssnake!



It's official! Effective July 1, 2016, Virginia has an official State Snake, the Eastern Gartersnake (*Thamnophis sirtalis sirtalis*)! 11-year old Aiden Coleman of Williamsburg loves the Eastern Gartersnake, and convinced members of Virginia's General Assembly to approve his pick as the official State Snake. Way to go, Aiden!



Links to this story in news media:

- [WAVY TV: Virginia General Assembly Approves New State Snake](#)
- [Washington Post: Opinion: This Reptile Is Very Courageous and Worthy of Being Virginia's State Snake](#)
- Link to the Code of Virginia, law that lists official emblems & designations:

<https://law.lis.virginia.gov/vacode/title1/chapter5/section1-510/>



Why are we interested in this frog? Very little is known about the distribution and habits of this species in Virginia. We think this frog is more common and more widespread than what is currently known. This is why we are asking for your help in increasing our knowledge about this secretive frog.

Identifying characteristics include:

- Vertical oriented pupils
- Brownish colored body (the color is highly variable)
- Two yellow lines running along the back
- 2-3 inches long
- For more pictures of Eastern Spadefoots and and look-alike toads visit the VHS website

<http://www.virginiaherpetologicalsociety.com/>

Places to look:

- Roads near wetlands
- Vernal pools (temporary bodies of water which dry up by the end of the summer)
- Ditches
- Swimming pools
- Flooded agricultural fields

When to look? After heavy rains, perhaps during any month of the year.


How can you assist in this project? If you see, hear, or make any observation of an Eastern Spadefoot, then take several digital photos of it from a side view and a back view. You may also digitally record it calling.

Please send digital photos, recordings, or any observation (including location information) to: Jason Gibson, Patrick Henry Community College, jdgibson@patrickhenry.edu; or Travis Anthony, Reynolds Community College, tanthony@reynolds.edu.

VHS 2016-2017 Survey Summaries

Chickahominy Wildlife Management Area (CWMA) Surveys #1 & #2, May 1 & May 15, 2016, Charles City County, VA

May 1: Thirteen diehard herpers, Craig Abbott, Travis Anthony, Robert Frezza, Rosemary Frezza, David Garst, Mark Khosravi, Brian Kim, Mitchell Kim, Dave Perry, Jason Rose, Yohn Sutton, David Van Gelder and Susan Watson braved challenging weather conditions to survey CWMA.



Left: Robert with an Eastern Kingsnake

The purpose of the survey was to provide VDGIF with an inventory of amphibian and reptile species located there with special emphasis on species with conservation status of Tier I-IV.

During the survey, the skies were overcast with periods of drizzle and an extended period of heavy rain (12:15-13:30h). Temperatures ranged from about 14 to 17°C (57 to 63°F)

Despite the challenging weather conditions, 11 amphibian species (eight anurans, three salamanders) and nine reptile species (five snakes, two turtles, and two lizards) were documented. However, only one conservation status species was encountered (Tier III-Woodland Box Turtles).

Some of the more interesting observations included Northern Copperheads, an Eastern kingsnake, Marbled salamanders, and an adult Red-spotted newt (aquatic phase).

May 15:



Nineteen committed herpers, Travis Anthony, Justin Apfel, Tim Bova, Maddy Dunn, David Garst, Caleb Gowin, Jacob Hinton, Julie Hinton, Wyatt Jamerson, Frank Knott IV, Karl Kratzer, Catey Lavagnino, Greg McGovern, Jade Mellor, Dave Perry, Ned Rose, Yohn Sutton, David Van Gelder and Susan Watson formed two teams to survey different habitats within CWMA. The purpose of the survey was to provide VDGIF with an inventory of amphibian and reptile species located there with special emphasis on species with conservation status of Tier I-IV.

During the survey the skies were mostly sunny with some occasional clouds. Temperatures were unseasonably cool, ranging from about 13 to 19°C (55 to 66°F).

Despite the cool weather conditions, eight amphibian species (six anurans, two salamanders) and 14 reptile species (six snakes, five turtles, and three lizards) were documented. However, only two conservation status species were encountered (Tier III-Woodland Box Turtles, Tier IV-Eastern Hog-nosed Snake). *Right: Eastern Hog-nosed Snake.*





Catey with a Marbled Salamander

Some of the more interesting observations included an Eastern Hog-nosed Snake with a handsome pattern, an Eastern Ratsnake constricting and consuming a cottontail rabbit, a Northern Red-bellied Cooter, a Broad-headed Skink, Green Treefrogs and Marbled Salamanders.

The combined species count for both survey dates (May 1 & May 15) was: 12 amphibians (nine anurans, three salamanders) and 18 reptiles (nine snakes, six turtles, three lizards).

Thanks to all who participated with a special thanks to

David Garst for agreeing to allow VHS to survey CWMA.

Additional photos posted here: <https://goo.gl/photos/tipngyNg4dPyM5Xa6>

11th Annual HerpBlitz: Stewarts Creek Wildlife Management Area (Carroll Co.), May 28th & 29th, 2016



On May 28th and 29th, 2016 nine volunteers meet in the mountains of Carroll County to survey the Stewart's Creek Wildlife Management Area for amphibians and reptiles. The cooler temperatures in the mountains was refreshing. We saw a total of 111 individuals with 16 species represented, 13 amphibians and three reptiles. The best represented group was the salamanders with nine species. We were able to document that *Desmognathus orestes*, *Eurycea wilderae*, and *Plethodon yonhalossee*, all Tier 3-4 species with the DGIF, occurred in the Wildlife Management Area, a new locality record for each species. Finding nine specimens of *Plethodon yonhalossee* was certainly the highlight of the survey. We were also able to voucher two new species for the county, *Anaxyrus americanus* and *Pseudacris crucifer*.

This was an excellent opportunity for members to practice their salamander identification skills, seeing four species of *Desmognathus* and several rarely seen species. A complete list of species observed either within the Wildlife Management Area or driving nearby roads at night is:

- *Diadophis punctatus*
- *Thamnophis sirtalis*
- *Terrapene Carolina*
- *Anaxyrus americanus*
- *Anaxyrus fowleri*
- *Lithobates palustris*
- *Pseudacris crucifer*
- *Desmognathus fuscus*
- *Desmognathus orestes*
- *Desmognathus monticola*
- *Desmognathus quadramaculatus*
- *Eurycea wilderae*



- *Gyronephilus porphyriticus*
- *Notophthalmus viridescens*
- *Plethodon cylindraceous*
- *Plethodon yonhalossee*.

VHS Quarry Gardens Survey: The Quarry Gardens - Schuyler, VA (Nelson Co.), Saturday June 4, 2016

On June 4th, 2016 we had 15 volunteers meet at the Quarry Gardens in Schuyler, Virginia to survey for reptiles and amphibians. We ultimately found around 50 individual animals of 16 different species of reptiles and amphibians on this day-long survey.




- Northern Cricket Frog (*Acris crepitans*)
- American Toad (*Anaxyrus americanus*)
- Bullfrog (*Lithobates catesbeianus*)

- Eastern Fence Lizard (*Sceloporus undulatus*)
- Eastern Ratsnake (*Pantherophis alleghaniensis*)
- Common Five-lined Skink (*Plestiodon faciatus*)
- Gray Treefrog (*Hyla versicolor*)
- Eastern River Cooter (*Pseudemys concinna*)
- Northern Ring-necked Snake (*Diadophis punctatus*)
- Eastern Wormsnake (*Carphophis amoenus*)
- Fowler's Toad (*Anaxyrus fowleri*)
- Eastern Box Turtle (*Terrapene carolina*)
- Eastern Red-spotted Newt (*Notophthalmus viridescens*)
- Green Frog (*Lithobates clamitans*)
- Three-lined Salamander (*Eurycea guttolineata*)
- Northern Dusky Salamander (*Desmognathus fuscus*)
- Several Little Brown Skinks (*Scincella lateralis*), which is a new county record for Nelson County!



The Quarry Gardens



2016 Annual Spring Meeting & Survey of the VHS, Natural Bridge (Rockbridge Co.), June 10th - 12th, 2016



The Virginia Herpetological Society held their annual survey at Natural Bridge in Rockbridge, VA on June 11th and 12th. In spite of the scorching hot weather, we had almost 60 committed volunteers participate. The weather proved to be a little too hot in some areas, but over the course of the survey we were able to identify 15 species of reptiles and 14 species of amphibians. In total, we discovered almost 140 individual specimens.

Of the species on the list, the property seemed to be teeming with cave salamanders, box turtles and queen snakes. Of particular note, we were able to survey a couple natural cave habitats which yielded a few specimens of what are believed to be Wehrle's salamanders (we are waiting on tests to confirm). Wehrle's would be a new county record. Because of this site's popularity as a tourist attraction, we were given the unique opportunity to share our various finds with nearby visitors. It is always great to be able to directly interact with the public.

Long-tailed Salamander

I would like to thank Gretchen Boeren, Linda Russ, all the group leaders, volunteers and Natural Bridge staff that made this event possible. This was the first herpetological survey done at the property and will provide valuable information to the state as this land transitions into a new state park.




Dixie Caverns Survey and Explore Park, Roanoke County, September 24, 2016

by Matt Neff

The VHS conducted a special fall survey at Dixie Caverns in Roanoke, VA on September 24, 2016. There were 15 participants in attendance and approximately 20 species of herpetofauna were documented.

We would like to send a thank you to Dixie Caverns and Explore Park in Roanoke, VA for allowing VHS to partake in our herp survey, especially the staff at Dixie Caverns for touring us to the popular salamander hangouts within the caverns.

Roanoke County has been surveyed before in 2010-11 at Havens Wildlife Management area, but this was the extreme northern part of the county. The Dixie Caverns survey took place in the western (Dixie Caverns) and southeastern (Explore Park) parts of the county. The target species was the special "Dixie Caverns" variant of the Wehrle's Salamander (*Plethodon wehrlei*) that was once considered to be a distinct species until the 1960's. During the one hour survey of the caverns 60 individuals were noted!



VHS Conservation Committee Surveys: Big Woods Wildlife Management Area/State Forest - Part 1 - Sussex County, Virginia, Sunday, April 23, 2017

10 committed herpers, Todd Georgel, Jacob Hinton, Julie Hinton, Brian Kim, Karl Kratzer, Catey Lavagnino, Radie May, Dave Perry, Ned Rose, and Patrick Wamsley surveyed different habitats within Big Woods State Forest and Wildlife Management Area (BW). The purpose of the survey was to provide VDGIF and BW with an inventory of amphibian and

reptile species located there with special emphasis on species with conservation status of Tier I-IV.



During the survey the skies were overcast with some occasional rain and drizzle. Temperatures were unseasonably cool, a constant 12.5 °C (54 to 55°F).

Despite the very cool weather conditions, 8 amphibian species (5 anurans, 3 salamanders) and 2 reptile species (1 snake, 1 turtle) were documented. However, only one conservation status



species was encountered (Tier III-Woodland Box Turtle). One new Sussex County record was identified, White Spotted Slimy Salamander.

Some diverse habitats were explored and should yield many additional species observations on a warmer day.



Thanks to all who participated, with a special thanks to Dennis Gaston and Matt Kline for agreeing to allow VHS to survey BW.



VHS Conservation Committee Surveys: Big Woods Wildlife Management Area/State Forest - Part 2 - Sussex County, Virginia, Sunday May 7, 2017

14 volunteer herpers, Liz Allan, Travis Anthony, Luca Catanzaro, Dane Conley, Todd Georgel, David Hart, Jacob Hinton, Brian Kim, Mallory Kim, Karl Kratzer, Dave Perry, Ned Rose, David Van Gelder and Susan Watson surveyed different habitats within Big Woods State Forest and Wildlife Management Area (BW). The purpose of the survey was to provide VDGIF and BW with an inventory of amphibian and reptile species located there with special emphasis on species with conservation status of Tier I-IV.



During the survey the morning sky was clear and sunny with some clouds appearing and a brief drizzle in the afternoon. Temperatures were cool, ranging from 11 to 18° C (52 to 65°F).

Despite the cool weather conditions, 14 amphibian species (7 anurans and 7 salamanders) and 15 reptile species (5 snakes, 2 lizards and 8 turtles) were documented. Noteworthy species



included an Atlantic Coast Leopard Frog and five species with tiered conservation status (Tier-III Carpenter Frog and Woodland Box Turtle and Tier IV Eastern Hog-nosed Snake, Eastern Mud Salamander and Yellow-bellied Slider). The Eastern Mud Salamander is also a Sussex County record.

The combination of the April 23 and May 7 surveys resulted in the documentation of 33 species, 18



amphibians and 15 reptiles.

Thanks to all who participated, with a special thanks to Dennis Gaston and Matt Kline for agreeing to allow VHS to survey BW.

VHS Mole Hill Survey - Rockingham County, Virginia, Sunday, May 14, 2017

The VHS conducted a survey at Mole Hill in Rockingham County, VA on Mother's Day, Sunday, May 14, 2017. There were 13 participants (one of which was a herp-enthusiast mom) in attendance and 139 individuals of 3 species of herpetofauna were documented: 1 Northern Ring-necked Snake, 2 Eastern Gartersnakes, and 136 Red-backed Salamanders.

Mole Hill is an interesting place to hold a herpetological survey because it's on top of a volcano! This site has been used as a study site for geologists at James Madison University, but has never been surveyed for herpetofauna before. Mole Hill is comprised of volcanic rock called basalt which is unusual for the area around nearby Harrisonburg which is comprised of limestone. Basalt can also be found in the Shenandoah and Blue Ridge Mountains not too far away in Virginia. Mole Hill is owned by [Mole Hill Bikes](#) and VHS would like to extend a big thanks to them for allowing us to partake in our herp survey on their property.

Rockingham County has been surveyed by Harry G. M. Jopson of VHS who surveyed the county extensively between 1936-1984.



2017 VHS Spring Survey/Newport News BioBlitz: Newport News Park - City of Newport News and York County, Virginia, May 19th - 21st, 2017



On May 19-21, 41 volunteers participated in the Newport News Park BioBlitz. At the conclusion of the event the survey teams found 36 species and observed over 393 animals. Herpers who love amphibians were treated to 16 species of anurans and salamanders. The highlight being *Ambystoma mabeei* (Mabee's Salamander) and *Amphiuma means* (Two-toed Amphiuma). Reptile lovers were not disappointed either. We found 20 species of reptiles. The highlight for snake lovers was observing 6 *Agkistrodon piscivorus* (Eastern Cottonmouths) and two mating *Lampropeltis getula* (Eastern Kingsnakes). John White also found an albino *Carphophis a. amoenus* (Eastern

Wormsnake). The VHS would like to thank everyone who came out and made this such a meaningful survey. We also appreciate all the time and effort Kory Steele and others put into organizing this event.



12th Annual VHS HerpBlitz: Hidden Valley Wildlife Management Area (WMA) - Washington County, Virginia, June 9th - 11th, 2017

The survey of Hidden Valley Wildlife Management Area was in the far southwestern portion of Virginia, in Washington County. Seven volunteers over three days found 400 amphibians and reptiles, the vast majority being salamanders. We saw one Pickerel Frog, and heard Spring Peepers, Green Frogs and a Bullfrog. We saw Northern Watersnakes, a Ring-necked Snake, and a Milk Snake. A Gartersnake and an Eastern Ratsnake were found dead on the road. We found eleven species of salamanders, with over 375 individuals. This high elevation site enjoys cool temperatures where salamanders rather than reptiles thrive. There were large numbers of Alleghany Mountain Dusky and Gray-cheeked Salamanders. We also found impressive numbers of Red-backed and Slimy Salamanders. The highlight of the survey was a night hike along cliffs where Green Salamanders were observed. For those who enjoy salamanders, the southwestern corner of Virginia is one area that can't be missed!



Save Our Scales!



- * EXOTIC REPTILE ADOPTIONS
- * EMERGENCY SNAKE REMOVAL
- * REPTILE CARE INFORMATION
- * EXOTIC REPTILE PET-SITTING



Located in Northern VA, helping everywhere

WWW.VAREPTILERESCUE.ORG
INFO@VAREPTILERESCUE.ORG



VA Reptile Rescue has closed the shelter, but we are still available to help assist with finding new homes, removing unwanted snakes, etc. Contact me for adoption information. VA Reptile Rescue will continue to be available to help with any other reptile issues that we can!

Bonnie Keller
VA Reptile Rescue, Inc.
www.vareptilerescue.org

Upcoming Expos

	Northern Va Reptile Expo	Richmond Reptile Expo
Dates	10/14, & 12/9/2017	10/28/2017
Location	Prince William County Fairgrounds Manassas, Virginia 20108	Richmond International Raceway, Colonial Bldg, 602 E Laburnum Ave Richmond, VA 23322
Admission	\$8 / \$3 child	\$8 / \$3 child
Time	9 am to 3 pm	9 am to 3 pm
Contact	http://mdreptilefarm.com/northern-virginia-reptile-expo/	http://mdreptilefarm.com/richmond-virginia-reptile-expo/

Reminders



HELP SUPPORT THE VHS!

Throughout the year, please consider ways to help support VHS, when shopping! Also, don't forget to take advantage of one of the great benefits of being a VHS member; you can save a bit of the money you need for shopping when going on outings with family and friends this time of year to nearby zoos and similar facilities where VHS members get great discounts.



AmazonSmile is a simple and automatic way for you to support your favorite charitable organization every time you shop, at no cost to you. Please use the following link to set up Smile donations on your Amazon account, and remember to shop using

smile.amazon.com or install a plugin like Smile Always to redirect your browser each time you shop Amazon. VHS thanks you for your support!

<https://smile.amazon.com/ch/27-0589536>

Click [here](#) to go to **VHS Cafe Press Store** to find an assortment of high quality merchandise intended to celebrate the diversity of amphibians and reptiles native to Virginia. This includes the new **2016 VHS Wall Calendar!** Check it out at the following link: <http://www.cafepress.com/vaherpsociety.1657307489>

You search &/or shop! They give, give, give!

GoodSearch.com: Use it as you would any search engine, get quality search results from Yahoo, and in return they'll donate up to half of advertising revenue to VHS!

GoodShop.com is an online shopping mall featuring hundreds of great stores including Amazon, Best Buy, Target, Macy's, and many more. GoodShop will donate up to 30 percent of each purchase to your favorite cause

The GoodSearch - Virginia --Herpetological Society (NEWPORT NEWS VA) toolbar will earn VHS money every time you shop and search online - even if you forget to go to GoodShop or GoodSearch first!
<http://www.goodsearch.com/nonprofit/virginia-herpetological-society.aspx>

MEMBERS GET DISCOUNTS AT ZOOS!

Admission Discounts		Membership Discounts	
Leesburg Animal Park	\$2 off	Virginia Aquarium	25% off Crab, Otter, or Hedgehog membership
Luray Zoo	50% off entry		
Mill Mountain Zoo	\$1 off	Booking Discounts	
Virginia Living Museum	\$1 off	Reptiles Alive! LLC Northern Virginia	\$20 off any live animal show
Virginia Zoo	\$2 off		

VHS is pleased to offer, as a membership benefit,

discounts to select zoos and aquariums in Virginia. We hope that having an admission or membership discount will give you incentive to visit these facilities and give them your business. Although a dollar or two off of the price of admission does not sound like much, most zoos, aquariums, and museums are expensive to maintain, so it does represent a generous offer by the participating facilities. In order to facilitate these discounts, a VHS member must have proof of a current membership. We e-mail membership cards in PDF format. Please have these cards handy when visiting. Click [here](#) to see a list of discounts.

MEMBERSHIP!

Of course, the second reminder should remind us all to start or renew our VHS membership! If you need to start or renew your membership, please click [here](#).

Zoo Updates



[Reptiles Alive LLC](#) has been presenting educational, fun, and safe live animal shows since 1996. They are one of the DC metro area's most experienced and trustworthy live animal outreach education organizations. The staff are experts in delighting audiences of all ages and handling live animals safely in public settings. They are the only live animal show company in the DC area employing professional wildlife educators covered by Workers Compensation insurance. No "independent contractors" perform their programs.

Always check for the many upcoming public events at the following link:

<http://www.reptilesalive.com/publicevents/publicevents.htm>

Shows listed on this page are open to the general public. Please contact the venue for event details including ticket and/or reservation information. Reptiles Alive LLC is also available for private venues including parties, schools, and more.

Here is a sample list from the Reptiles Alive! public events link:

Reptiles Alive at Fall for Fairfax KidsFest!

October 1 @ 1:15 pm - 2:00 pm & 3:15pm – 4:00pm

Fall for Fairfax Kidsfest, 12000 Government Center Parkway
Fairfax, VA 22035 United States + [Google Map](#)

The District Wharf GRAND RE-OPENING Festival!

October 14 @ 12:00 pm - 1:00 pm

The District Wharf, 690 Maine Ave SW
Washington DC, + [Google Map](#)

Petoberfest!

October 14 @ 1:00 pm - 1:30 pm

Stonebridge at Potomac Town Center, 15200 Potomac Town Place
Woodbridge, VA 22191 + [Google Map](#)

Reptiles Alive + Reptile Meet & Greet at Potomac Mills

October 19 @ 10:00 am - 11:15 am


Potomac Mills Mall, 2700 Potomac Mills Circle
Woodbridge, VA 22192 United States + [Google Map](#)



Connecting people to nature through educational experiences that promote conservation.



Virginia Living Museum



Dinosaur Discovery Trail opened October 15th, 2016

- Even though our summer dinosaur exhibit closed, a new permanent outdoor [Dinosaur Exhibit](#) opened on October 15th. Featuring 16 different dinosaur replicas and an interactive “Paleo Camp” that includes an actual whale fossil from Hampton Roads, it is guaranteed to be fun for all ages of dinosaur lovers.

Virginia
Native:

Broad-Headed Skink

Plestiodon laticeps

CHARACTERISTICS

This large skink reaches maximum snout-vent lengths of 5.6 in. (143 mm) and maximum total lengths of 12.8 in. (324 mm). Like other skinks, its scales are smooth, shiny, and overlapping. There are 5 white to cream lines on a background ranging from all brown to black, sometimes with two light stripes along the sides, for a total of 7 stripes. Some individuals lack the stripes and are solid brown. The head is dark with reddish-orange stripes in the juvenile, duller reddish-orange or no stripes in the adult. The tail will break off at the tip if the skink is captured or threatened by a predator. The original tail has 5 light stripes on a gray-brown surface, and a regenerated tail is brownish or grayish. This skink lays 6-15 eggs in June or July, which hatch in September. Females lay only one clutch a year in a decaying log. The female encircles the nest with her body.




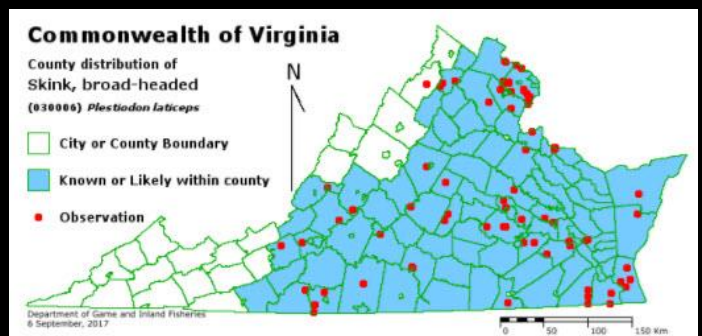
© Laura Moyer

Common Name:	Broad-Headed Skink
Scientific Name:	<i>Plestiodon laticeps</i> (Broad-headed Skink), formerly <i>Eumeces laticeps</i>
Etymology:	
Genus:	<i>Plestiodon</i> is derived from the Greek words <i>pleistos</i> meaning "most" and <i>odontos</i> meaning "teeth". <i>Plestiodon</i> = Toothy Skinks.
Species:	<i>laticeps</i> is derived from the Latin word <i>latus</i> meaning "broad" and Latin suffix <i>ceps</i> meaning "head".
Average Length:	6.5 - 12.8 in. (16.5 - 32.4 cm)
Record length:	12.8 in. (32.4 cm)

FOODS

This lizard preys on insects and other small invertebrates, such as spiders.

DISTRIBUTION



Herp Trivia Solutions:

1. B – There are 25 venomous snake species found in the United States.
2. C – There are over 100 nonvenomous snake species found in the United States.
3. A – There are no native snakes known to be from Alaska or Hawaii.
4. A – Of the approximately 8,000 reported envenomation bites per year in the United States, there are approximately five that end up fatal. Over ten times more people die from lightning strikes every year.
5. B – Eastern and Western Diamondback Rattlesnakes (*Crotalus adamanteus* & *C. atrox*) are responsible for the majority of fatal venomous snake bites in the United States. Neither of these species is native to Virginia.
6. Only C – Do NOT cut the bite. Do NOT apply a tourniquet. DO get the victim to a hospital immediately.
7. D – Bees, wasps, and hornets cause more fatalities in the United States per year than any other group of animal. On average, 58 people die from stings and most are due to anaphylactic shock after the sting.
8. C – The Eastern Gartersnake (*Thamnophis sirtalis sirtalis*) is Virginia's official state snake.
9. The larger turtle is a Northern Red-bellied cooter (*Pseudemys rubriventris*), and the smaller turtle is an Eastern Painted Turtle (*Chrysemys picta picta*).
10. C – 2,500-4,500 ticks were removed annually by timber rattlesnakes eating the small mammals carrying them.
11. Smooth Greensnake (*Opheodrys vernalis*).
12. Different characteristics of the Northern Red Salamander and the Eastern Mud Salamander:
Red has:
 - numerous black spots that are irregular and often run together
 - a yellow or gold iris
 - a dark line or series of dark spots from eye to tip of snoutMud has:
 - few black spots that are usually separate and well-defined
 - = iris is brown
 - = no dark line or series of dark spots from eye to snout

Virginia Literature

These selections represent articles published or in press mostly during late 2015 to mid-2016 (and a few from 2014). Included articles are focused on (1) studies performed within Virginia, (2) studies on reptiles or amphibians native to Virginia, or (3) additional herpetological topics that are of general interest. Compiled and formatted by Susan Watson and Joellen Welch.



- Atkinson-Adams, Matthew R., Cynthia Paszkowski and Garry Scrimgeour. 2016. Effects of substrate on PIT tag detection with a self-made portable RFID antenna: implications for PIT telemetry. *Herpetological Review*. 47 (2): 198-201.
- Barrios-Garrido, Héctor and María G. Montiel-Villalobos. Apr 2016. Strandings of Leatherback Turtles (*Dermochelys coriacea*) along the Western and Southern Coast of the Gulf of Venezuela. *Herpetological Conservation and Biology* www.herpconbio.org/ Vol. 11(1).
- Butterfield, Brian P., Lee J. Barton and Tori R. Hughes. 2016. *Trachemys scripta* (Pond Slider) Long distance movement. *Herpetological Review*. 47 (2): 289-290.
- Cameron, Alexander C., Cari-Ann M. Hickerson and Carl D. Anthony. Mar 2016.
- *Plethodon cinereus* (Eastern Red-Backed Salamander) Not Affected by Long-Term Exposure to Soil Liming . *Northeastern Naturalist* Vol. 23(1): 88-99.
- Camp, Carlos D. and Jessica A. Wooten. Mar 2016. Hidden in Plain Sight: Cryptic Diversity in the Plethodontidae . *Copeia* Vol. 104(1): 111-117.
- Chandler, Houston C., Thomas A. Gorman, and Carola A. Haas. Jun 2016. The Effects of Crayfish Predation and Vegetation Cover on Tadpole Growth, Survival, and Nonlethal Injury . *Journal of Herpetology* Vol. 50(2): 271-277.

- Coleman, Andrew T., Eric E. Pulis, Jonathan L. Pitchford, Kristin Crocker, Andrew J. Heaton, Alicia M. Carron, Wendy Hatchett, Delphine Shannon, Frank Austin, Martha Dalton, Connie L. Clemons-Chevis, and Moby Solangi. Apr 2016. Population Ecology and Rehabilitation of Incidentally Captured Kemp's Ridley Sea Turtles (*Lepidochelys kempii*) in the Mississippi Sound, USA. *Herpetological Conservation and Biology* www.herpconbio.org/ Vol. 11(1).
- Cupp, Paul V., Jr. 2016. *Terrapene carolina* (Eastern Box Turtle) Yellow jacket attack. *Herpetological Review*. 47 (2): 289.
- DeGregorio, Brett A., Patrick J. Weatherhead, and Jinelle H. Sperry. Apr 2016. Ecology and Predation Behavior of Corn Snakes (*Pantherophis guttatus*) on Avian Nests. *Herpetological Conservation and Biology* www.herpconbio.org/ Vol. 11(1).
- Denton, Mathew J., Kristen M. Hart , Amanda W.J. Demopoulos , Anton Oleinik , and John D. Baldwin. Jun 2016. Diet of Diamondback Terrapins (*Malaclemys terrapin*) in Subtropical Mangrove Habitats in South Florida . *Chelonian Conservation and Biology* Vol. 15(1): 54-61.
- Dodd, C. Kenneth, Jr., Kraig Adler, Roger Bour, Chuck Schaffer, Scott Thomson and Timothy J. Walsh. 2016. The etymology of Terrapin and Terrapene. *Herpetological Review*. 47 (2): 191-192.
- Eckerlin, Ralph P. 2014. Reviews: A Natural History of the Central Appalachians. Virginia Natural History Society. Banisteria Number 44: 26 (Miscellanea Section).
- Edwards, Elise, Thomas K. Pauley, and Jayme L. Waldron. Mar 2016. Estimating Spring Salamander Detection Probability Using Multiple Methods . *Journal of Herpetology* Vol. 50(1): 126-129.
- Elbers, Jean P. and Sabrina S. Taylor. Apr 2016. Major Histocompatibility Complex Polymorphism in Reptile Conservation. *Herpetological Conservation and Biology* www.herpconbio.org/ Vol. 11(1).
- Elston, Jonathan, Virginie Rolland, and Stanley E. Trauth. Apr 2016. Urban Ditch Characteristics Associated with Turtle Abundance and Species Richness. *Herpetological Conservation and Biology* www.herpconbio.org/ Vol. 11(1).
- Farallo, Vincent R. and Donald B. Miles. Mar 2016. The Importance of Microhabitat: A Comparison of Two Microendemic Species of *Plethodon* to the Widespread *P. cinereus* . *Copeia* Vol. 104(1): 67-77.
- Floyd, Thomas M. and Shem D. Unger. 2016. *Cryptobranchus alleganiensis alleganiensis* (Eastern Hellbender) Reproductive behavior and habitat. *Herpetological Review*. 47 (2): 273-274.
- Gall, Brian G. 2016. *Pseudacris crucifer* (Spring Peeper) Natural Ensnarement. *Herpetological Review*. 47 (2): 281-282.
- Gotte, Steve W. 2016. *Diadophis punctatus punctatus* (Southern Ring-necked Snake) Predation. *Herpetological Review*. 47 (2): 310.
- Gross, Iwo P., Cody M. Ewers, Yong Wang and Callie J. Schweitzer. 2016. *Agkistrodon contortrix* (Copperhead) Tunnel-blocking behavior. *Herpetological Review*. 47 (2): 306-307.

- Guthrie, Amanda L., Susan Knowles, Anne E. Ballmann, and Jeffrey M. Lorch. Jan 2016. Detection of Snake Fungal Disease Due to *Ophidiomyces ophiodiicola* in Virginia, USA . *Journal of Wildlife Diseases* Vol. 52(1): 143-149.
- Hackney, Amanda D., Joseph C. Mitchell, and Pamela P. Denmon. 2014. Snake Predation on American Oystercatcher Eggs on Fisherman Island, Virginia. *Virginia Natural History Society. Banisteria* Number 43 (Shorter Contributions Section).
- Haines-Eitzen, Eli. 2016. *Pseudotriton ruber* (Northern Red Salamander) Scoliosis. *Herpetological Review*. 47 (2): 276-277.
- Henen, Brian T. Apr 2016. Do Scientific Collecting and Conservation Conflict? *Herpetological Conservation and Biology* www.herpconbio.org/ Vol. 11(1).
- Hill, Jacob. 2016. *Eretmochelys imbricata* (Hawksbill Seaturtle) Fishing gear mortality. *Herpetological Review*. 47 (2): 284.
- Hoekstra, Alyssa A. and Christopher A. F. Howey. 2016. *Crotalus horridus* (Timber Rattlesnake) Reproductive / Combat behavior. *Herpetological Review*. 47 (2): 309.
- Hoffmann, Kristine E., Malcolm L. Hunter, Jr. and Aram J. K. Calhoun. 2016. An inexpensive deep-water funnel trap. *Herpetological Review*. 47 (2): 205-206.
- Howell, Hunter J., Donald G. McKnight and Richard A. Seigel. 2016. A novel method of collecting Spotted Turtles (*Clemmys guttata*). *Herpetological Review*. 47 (2): 202-205.
- Hughes, Daniel F., Amy K. Tegeler, and Walter E. Meshaka, Jr. Apr 2016. Differential Use of Ponds and Movements by Two Species of Aquatic Turtles (*Chrysemys picta marginata* and *Chelydra serpentina serpentina*) and their Role in Colonization. *Herpetological Conservation and Biology* www.herpconbio.org/ Vol. 11(1).
- Iverson, John B. and Patrick J. Baker. 2016. *Chrysemys picta* (Painted Turtle) Extreme weather event. *Herpetological Review*. 47 (2): 283.
- Jansen, Martin, Martin Plath, Francisco Brusquetti and Michael Joseph Ryan. 2016. Asymmetric frequency shift in advertisement calls of sympatric frogs. *Amphibia-Reptilia*. 37 (2): 137-152.
- Lathrop, Amy and Ross MacCulloch. 2016. Book Review: *Herpetological Collecting and Collections Management*, Third Edition. *Herpetological Review*. 47 (2): 320-321.
- Manenti, Raoul and Roberta Pennati. 2016. Environmental factors associated with amphibian breeding in streams and springs: effects of habitat and fish occurrence. *Amphibia-Reptilia*. 37 (2): 237-242.
- Mazerolle, Marc J. Dec 2015. Estimating Detectability and Biological Parameters of Interest with the Use of the R Environment. *Journal of Herpetology* Vol. 49(4): 541-559.
- McAllister, Chris T., Charles R. Bursley, Matthew B. Connor, Stanley E. Trauth and Lance A. Durden. Dec 2015. New Host and Geographic-Distribution Records for Helminth and Arthropod Parasites of the Southern Toad, *Anaxyrus terrestris* (Anura: Bufonidae), from Florida . *Southeastern Naturalist* Vol. 14(4): 641-649.

- McLaughlin, Connor J. and C. Tristan Stayton. 2016. Convergent Evolution Provides Evidence of Similar Radiations in Shell Shape in the Turtle Families Emydidae and Geoemydidae. *Herpetologica*. 72 (2): 120-129.
- Mitchell, Joseph C. 2014. Amphibian and Reptile Communities in Hardwood Forest and Old Field Habitats in the - Central Virginia Piedmont. Virginia Natural History Society. Banisteria Number 43: 79-88.
- Murphy, James B. 2016. Conservation initiatives and studies of tortoises, turtles, and terrapins mostly in zoos and aquariums. Part I - Tortoises. *Herpetological Review*. 47 (2): 335-349.
- Nagle, Roy D. and Justin D. Congdon. Apr 2016. Reproductive Ecology of *Graptemys geographica* of the Juniata River in Central Pennsylvania, with Recommendations for Conservation. *Herpetological Conservation and Biology* www.herpconbio.org/ Vol. 11(1).
- Norman, Mitchell D. and Joseph C. Mitchell. 2014. Freshwater Turtles in the Blackwater River Drainage in Southeastern Virginia. Virginia Natural History Society. Banisteria Number 43: 70-78.
- Nordberg, Eric J. and Vincent A. Cobb. 2016. Midwinter Emergence in Hibernating Timber Rattlesnakes (*Crotalus horridus*). *Journal of Herpetology*. 50 (2): 203-208.
- Owen, Dustin A. S. and Mark W. Herr. 2016. Geographic Distribution: *Lithobates palustris* (Pickerel Frog). *Herpetological Review*. 47 (2): 249.
- Patillo, Bailey E. and Matthew J. Parris. 2016. High prevalence of *Batrachochytrium dendrobatidis* in *Notophthalmus viridescens* in the Ozark National Forest and Harold E. Alexander Wildlife Management Area, Arkansas, USA. *Herpetological Review*. 47 (2): 210-211.
- Rabbani, Mohamad, Brigette Zacharczenko, and David M. Green. Dec 2015. Color Pattern Variation in a Cryptic Amphibian, *Anaxyrus fowleri* . *Journal of Herpetology* Vol. 49(4): 649-654.
- Ramamonjisoa, Noelikanto, Harisoa Rakotonoely and Yosihiro Natuhara. 2016. Animal or Algal Materials: Food Toughness, Food Concentration, and Competitor Density Influence Food Choice in an Omnivorous Tadpole. *Herpetologica*. 72 (2): 114-119.
- Rommel, Rachel E., Paul S. Crump, and Jane M. Packard. Mar 2016. Leaping from Awareness to Action: Impacts of an Amphibian Educator Workshop. *Journal of Herpetology* Vol. 50(1): 12-16.
- Rossell, C. Reed, Jr., H. David Clarke, Mary Schultz, Edward Schwartzman, and Steven C. Patch. Apr 2016. Description of Rich Montane Seeps and Effects of Wild Pigs on the Plant and Salamander Assemblages . *The American Midland Naturalist* Vol. 175(2): 139-154.
- Seeley, Kathryn E., Melanie D'Angelo, Caitlin Gowins, and Joe Greathouse. Apr 2016.
- Prevalence of *Batrachochytrium dendrobatidis* in Eastern Hellbender (*Cryptobranchus alleganiensis*) Populations in West Virginia, USA . *Journal of Wildlife Diseases* Vol. 52(2): 391-394.
- Seibert, Susan and William R. Belzer. 2016. *Terrapene carolina* (Eastern Box Turtle) Winter mortality. *Herpetological Review*. 47 (2): 288-289.

- Semlitsch, Raymond D. and Thomas L. Anderson. 2016. Structure and Dynamics of Spotted Salamander (*Ambystoma maculatum*) Populations in Missouri. *Herpetologica*. 72 (2): 81-89.
- Seney, Erin E. Jun 2016. Diet of Kemp's Ridley Sea Turtles Incidentally Caught on Recreational Fishing Gear in the Northwestern Gulf of Mexico . *Chelonian Conservation and Biology* Vol. 15(1): 132-137.
- Servis, Jennifer A., Gretchen Lovewell, and Anton D. Tucker. Dec 2015. Diet Analysis of Subadult Kemp's Ridley (*Lepidochelys kempii*) Turtles from West-Central Florida . *Chelonian Conservation and Biology* Vol. 14(2): 173-181.
- Smith, Lisa M. and Robert P. Cherry. Jun 2016. Movement, Seasonal Activity, and Home Range of an Isolated Population of *Glyptemys muhlenbergii*, Bog Turtle, in the Southern Appalachians . *Southeastern Naturalist* Vol. 15(2): 207-219.
- Smith, Walter H. 2016. *Gyrinophilus porphyriticus* (Spring Salamander) Defensive behavior. *Herpetological Review*. 47 (2): 276.
- Staub, Nancy L. Mar 2016. The Age of Plethodontid Salamanders: A Short Review on Longevity . *Copeia*: Vol. 104(1): 118-123.
- Stephen, Charles D. R., Scott M. Goetz and Robert A. Gitzen. 2016. *Scincella lateralis* (Little Brown Skink) Attempted predation. *Herpetological Review*. 47 (2): 303-304.
- Stevenson, Dirk J., John B. Jensen, Elizabeth A. Schlimm, and Matt Moore. Dec 2015. The Distribution, Habitat Use, Activity, and Status of the Spotted Turtle (*Clemmys guttata*) in Georgia. *Chelonian Conservation and Biology* Vol. 14(2): 136-142.
- Stratmann, Theresa S. M., Kyle Barrett, and Thomas M. Floyd. Apr 2016. Locating Suitable Habitat for a Rare Species: Evaluation of a Species Distribution Model For Bog Turtles (*Glyptemys muhlenbergii*) in the Southeastern United States. *Herpetological Conservation and Biology* www.herpconbio.org/ Vol. 11(1).
- Suarez-Yana, Tania, David Montes I., Renato Zuñiga, Jeffrey C. Mangel, and Joanna Alfaro-Shigueto. Jun 2016. Hematologic, Morphometric, and Biochemical Analytes of Clinically Healthy Green Sea Turtles (*Chelonia mydas*) in Peru . *Chelonian Conservation and Biology* Vol. 15(1): 153-157.
- Sutton, William B. 2016. Book Review: Snakes of the Southeast (Revised Edition). *Herpetological Review*. 47 (2): 325-326.
- Thawley, Christopher J. and Tracy Langkilde. 2016. Invasive Fire Ant (*Solenopsis invicta*) Predation of Eastern Fence Lizard (*Sceloporus undulatus*) Eggs. *Journal of Herpetology*. 50 (2): 284-288.
- Tilly, Stephen G. Mar 2016. Patterns of Genetic Differentiation in Woodland and Dusky Salamanders . *Copeia* Vol. 104(1): 8-20.
- Touchon, Justin C. and James R. Vonesh . Mar 2016. Variation in Abundance and Efficacy of Tadpole Predators in a Neotropical Pond Community . *Journal of Herpetology* Vol. 50(1): 113-119.

- Trauth, Stanley E. and Dustin S. Siegel. 2016. *Pseudemys concinna concinna* (Eastern River Cooter) Trap aggregation and leech cluster. *Herpetological Review*. 47 (2): 287-288.
- Uetz, Peter. 2016. The reptile database turns 20. *Herpetological Review*. 47 (2): 330-334.
- Unger, Shem D., Eric J. Chapman, Kurt J. Regester, and Rod N. Williams. Apr 2016. Genetic Signatures Follow Dendritic Patterns in the Eastern Hellbender (*Cryptobranchus alleganiensis alleganiensis*). *Herpetological Conservation and Biology* www.herpconbio.org/ Vol. 11(1).
- Valencia-Aguilar, Anyelet, Luís F. Toledo, Marcos V.C. Vital and Tamí Mott. 2016. Seasonality, Environmental Factors, and Host Behavior Linked to Disease Risk in Stream-Dwelling Tadpoles. *Herpetologica*. 72 (2): 98-106.
- Vogt, Richard C. 2016. Book Review: *The Map Turtle and Sawback Atlas. Ecology, Evolution, Distribution, and Conservation*. *Herpetological Review*. 47 (2): 328-329.
- Walde, Andrew D., Eric C. Munscher and Angela M. Walde. Jun 2016. Record Size *Chelydra serpentina* (Snapping Turtle) from Florida's Freshwater Springs . *Southeastern Naturalist* Vol. 15(2): N16-N22.
- White, C. Leann, María J. Forzán, Allan P. Pessier, Matthew C. Allender, Jennifer R. Ballard, Alessandro Catenazzi, Heather Fenton, An Martel, Frank Pasmans, Debra L. Miller, Robert J. Ossiboff, Katherine L. D. Richgels and Jacob L. Kerby. 2016. Amphibian: a case definition and diagnostic criteria for *Batrachochytrium salamandrivorans* Chytridiomycosis. *Herpetological Review*. 47 (2): 207-209.
- Zug, George R. 2016. Book Review: *Our Sea Turtles. A Practical Guide for the Atlantic and Gulf, from Canada to Mexico*. *Herpetological Review*. 47 (2): 324-325.
- There are several Geographic Distribution submissions in *Herpetological Review* 47(2) that represent species that are native or naturalized in Virginia:
- Alvis, Cameron and John B. Jensen. 2016. Geographic Distribution: *Lampropeltis elapsoides* (Scarlet Kingsnake). *Herpetological Review*. 47 (2): 262
- Barton, Lee J., Eric A. Hughes, Tori R. Hughes and Dustin T. Hamlett. 2016. Geographic Distribution: *Pseudacris feriarum* (Upland Chorus Frog). *Herpetological Review*. 47 (2): 250-251.
- Barton, Lee J., Tori r. Hughes, Kyle A. Robertson and Dustin T. Hamlett. 2016. Geographic Distribution: *Lithobates sphenocephalus* (Southern Leopard Frog). *Herpetological Review*. 47 (2): 249.
- Barton, Lee J., Kyle A. Robertson and Timothy R. Mickiewicz. 2016. Geographic Distribution: *Anxurus americanus* (American Toad). *Herpetological Review*. 47 (2): 246-247.
- Breitenbach, Luke and Erik R. Wild. 2016. Geographic Distribution: *Diadophis punctatus* (Ring-necked Snake). *Herpetological Review*. 47 (2): 262.
- Breitenbach, Luke and Erik R. Wild. 2016. Geographic Distribution: *Lampropeltis triangulum* (Eastern Kingsnake). *Herpetological Review*. 47 (2): 263.

- Carter, Evin T., Todd W. Pierson and Lindsey E. Hayter. 2016. Geographic Distribution: *Plestiodon anthracinus* (Coal Skink). *Herpetological Review*. 47 (2): 259.
- Dubois, Andrew M., Austin R. Robertson and Logan R. Bowman. 2016. Geographic Distribution: *Necturus maculosus* (Mudpuppy). *Herpetological Review*. 47 (2): 245.
- Dupler, Kari D. and Michelle Guidugli-Cook. 2016. Geographic Distribution: *Hyla cinerea* (Green Treefrog). *Herpetological Review*. 47 (2): 248.
- Hartzell, Sean. 2016. Geographic Distribution: *Gyrinophilus porphyriticus* (Spring Salamander). *Herpetological Review*. 47 (2): 245.
- Hartzell, Sean M. 2016. Geographic Distribution: *Diadophis punctatus* (Ring-necked Snake). *Herpetological Review*. 47 (2): 261-262.
- Haskins, David L. 2016. Geographic Distribution: *Scincella lateralis* (Little Brown Skink). *Herpetological Review*. 47 (2): 260.
- Himes, John G. 2016. Geographic Distribution: *Pseudemys concinna concinna* (Eastern River Cooter). *Herpetological Review*. 47 (2): 253.
- Himes, John G. 2016. Geographic Distribution: *Trachemys scripta elegans* (Red-eared Slider). *Herpetological Review*. 47 (2): 255.
- Holden, Michael T. and Noah K. Fields. 2016. Geographic Distribution: *Storeria dekayi* (Dekay's Brownsnake). *Herpetological Review*. 47 (2): 266.
- Holt, Brian D. and Ericha Shelton-Nix. 2016. Geographic Distribution: *Ophisaurus attenuatus* (Slender Glass Lizard). *Herpetological Review*. 47 (2): 258-259.
- Hutto, David R., Jr. and Jillian C. Newman. 2016. Geographic Distribution: *Ambystoma maculatum* (Spotted Salamander). *Herpetological Review*. 47 (2): 243.
- Hutto, David R., Jr., Jillian C. Newman and Kyle Barrett. 2016. Geographic Distribution: *Apalone spinifera* (Spiny Softshell). *Herpetological Review*. 47 (2): 251.
- Johannsen, Rachel E., Jacob L. Kerby and Drew R. Davis. 2016. Geographic Distribution: *Coluber constrictor* (North American Racer). *Herpetological Review*. 47 (2): 261.
- Jones, Thomas R. 2016. Geographic Distribution: *Ambystoma tigrinum* (Eastern Tiger Salamander). *Herpetological Review*. 47 (2): 244.
- Kelley, Meghan D. and John W. Finger, Jr. 2016. Geographic Distribution: *Pseudemys floridana* (Coastal Plain Cooter). *Herpetological Review*. 47 (2): 254.
- Klueh-Mundy, Sarabeth, Jason Mirtl, Carolyn Straiker and Harold Allison. 2016. Geographic Distribution: *Chelydra serpentina* (Snapping Turtle). *Herpetological Review*. 47 (2): 251-252.

- Kuhajda, Bernard R., David A. Neely and Joshua R. Ennen. 2016. Geographic Distribution: *Gyrinophilus porphyriticus* (Spring Salamander). *Herpetological Review*. 47 (2): 245.
- Laurencio, David. 2016. Geographic Distribution: *Ambystoma maculatum* (Spotted Salamander). *Herpetological Review*. 47 (2): 243.
- Laurencio, David. 2016. Geographic Distribution: *Notophthalmus viridescens* (Eastern Newt). *Herpetological Review*. 47 (2): 245-246.
- Laurencio, David. 2016. Geographic Distribution: *Lithobates catesbeianus* (North American Bullfrog). *Herpetological Review*. 47 (2): 248-249.
- Laurencio, David. 2016. Geographic Distribution: *Pseudacris brachyphona* (Mountain Chorus Frog). *Herpetological Review*. 47 (2): 250.
- Laurencio, David. 2016. Geographic Distribution: *Pseudacris crucifer* (Spring Peeper). *Herpetological Review*. 47 (2): 250.
- Laurencio, David, Scott M. Goetz and John D. Kleopfer. 2016. Geographic Distribution: *Ambystoma opacum* (Marbled Salamander). *Herpetological Review*. 47 (2): 243-244.
- Lindeman, Peter V. 2016. Geographic Distribution: *Apalone spinifera* (Spiny Softshell). *Herpetological Review*. 47 (2): 251.
- Lindeman, Peter V. 2016. Geographic Distribution: *Graptemys geographica* (Northern Map Turtle). *Herpetological Review*. 47 (2): 252.
- Lindeman, Peter V. 2016. Geographic Distribution: *Pseudemys concinna* (River Cooter). *Herpetological Review*. 47 (2): 253.
- Messenger, Kevin R. 2016. Geographic Distribution: *Pseudacris brachyphona* (Mountain Chorus Frog). *Herpetological Review*. 47 (2): 250.
- Montgomery, William B. and Margie Crisp. 2016. Geographic Distribution: *Apalone spinifera* (Spiny Softshell). *Herpetological Review*. 47 (2): 251.
- Munscher, Eric C., Ben Williams, Nicole Salvatico, Ande Williams, Wayne Osborne and Brian Hauge. 2016. Geographic Distribution: *Trachemys scripta scripta* (Yellow-bellied Slider). *Herpetological Review*. 47 (2): 255-256.
- Owen, Dustin A. S., James P. Flaherty, K. H. Wild, Jonathan S. Clinger and C. M. Gienger. 2016. Geographic Distribution: *Acris crepitans* (Northern Cricket Frog). *Herpetological Review*. 47 (2): 246.
- Patterson, Edwin R. and Kurt J. Regester. 2016. Geographic Distribution: *Plethodon hoffmani* (Valley and Ridge Salamander). *Herpetological Review*. 47 (2): 246.
- Plummer, Michael V. 2016. Geographic Distribution: *Regina septemvittata* (Queensnake). *Herpetological Review*. 47 (2): 264.

- Plummer, Michael V. and Jo M. Goy. 2016. Geographic Distribution: *Regina septemvittata* (Queensnake). *Herpetological Review*. 47 (2): 264.
- Plummer, Michael V. and Donald F. McKenzie. 2016. Geographic Distribution: *Storeria dekayi* (Dekay's Brownsnake). *Herpetological Review*. 47 (2): 266
- Rice, Stephen E. 2016. Geographic Distribution: *Aspidoscelis sexlineata* (Six-lined Racerunner). *Herpetological Review*. 47 (2): 257.
- Roble, Steven M. 2016. Geographic Distribution: *Chrysemys picta picta* (Eastern Painted Turtle). *Herpetological Review*. 47 (2): 252.
- Roble, Steven M. 2016. Geographic Distribution: *Graptemys geographica* (Northern Map Turtle). *Herpetological Review*. 47 (2): 252.
- Roble, Steven M. 2016. Geographic Distribution: *Sternotherus minor peltifer* (Stripe-necked Musk Turtle). *Herpetological Review*. 47 (2): 255.
- Sartor, Kellin and Renn Tumblison. 2016. Geographic Distribution: *Deirochelys reticularia* (Chicken Turtle). *Herpetological Review*. 47 (2): 252.
- Sievert, Greg and Andrew W. Coleman. 2016. Geographic Distribution: *Hemidactylum scutatum* (Four-toed Salamander). *Herpetological Review*. 47 (2): 245.
- Tavano, Joseph J. and Amber L. Pitt. 2016. Geographic Distribution: *Hemidactylum scutatum* (Four-toed Salamander). *Herpetological Review*. 47 (2): 245.
- Wild, Erik R. 2016. Geographic Distribution: *Hemidactylum scutatum* (Four-toed Salamander). *Herpetological Review*. 47 (2): 245.
- Wild, Erik R. 2016. Geographic Distribution: *Plethodon cinereus* (Eastern Red-backed Salamander). *Herpetological Review*. 47 (2): 246.
- Williams, Avery A. 2016. Geographic Distribution: *Hyla squirella* (Squirrel Treefrog). *Herpetological Review*. 47 (2): 248.
- Williams, Avery A. 2016. Geographic Distribution: *Apalone spinifera* (Spiny Softshell). *Herpetological Review*. 47 (2): 251.
- Williams, Avery A. 2016. Geographic Distribution: *Opheodrys aestivus* (Rough Greensnake). *Herpetological Review*. 47 (2): 263.
- Williams, Avery A. 2016. Geographic Distribution: *Storeria occipitomaculata* (Red-bellied Snake). *Herpetological Review*. 47 (2): 266.